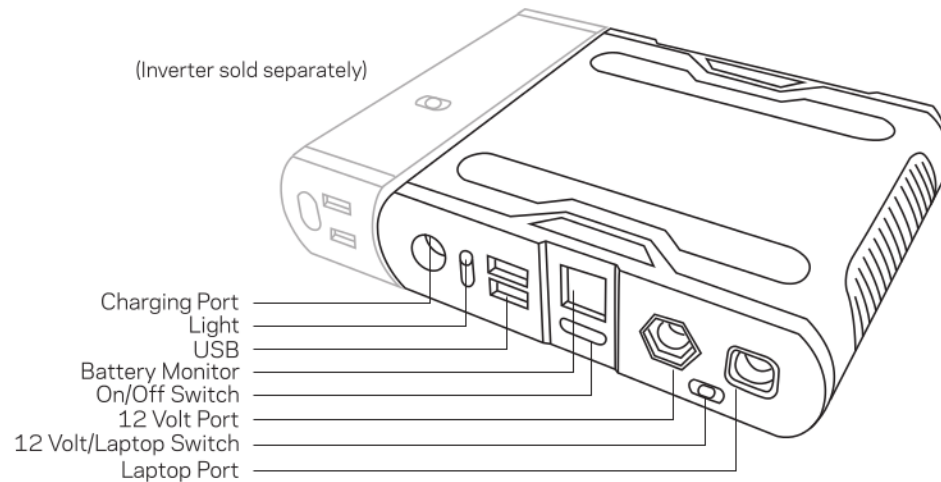


Technical Specifications	
Usage:	
We recommend that you leave your Sherpa 100 plugged in between uses. If this is not possible, charge it every 3-4 months.	
Charging With:	
	Approximate Charge Times
AC wall charger	3 hours
GOAL ZERO Nomad 20	10-20 hours
Inputs	
Charging port (8mm, blue, circle)	14-22V, up to 3A
	(45W max)
Outputs	
USB port	5V, up to 2.1A (10W max), regulated
12V port (6mm, green)	12V, up to 10A (120W max), regulated
Sidecar port (9mm)	9-13V, up to 10A (120W max)
Laptop port (7.4mm, orange, square)	19V, up to 6A (120W max), regulated

110V AC Inverter (sold separately)	110V, up to 0.9A (100W max), modified sine wave
220V AC Inverter (sold separately)	220V, up to 0.45A (100W max), modified sine wave
Internal	
Battery type	Lithium-ion (NMC)
Battery capacity	98Wh (11V, 8800mAh)
Battery voltage range	9-13V
Single Cell Equivalency	26400mAh at 3.7V
BMS	Built-in charge controller, and cell output protection
Life-span	hundreds of cycles
Fuses	20A, user replaceable fuse
General	
Chainable	yes, with other Sherpa V2
Weight	1.9lbs (864 g)
Dimensions	5.8 x 1.5 x 5.25 in (14.7 x 3.8 x 13.3 cm)
Warranty	6 months
Tested and Certified	FCC, CE, RoHS
Operating usage temp.	32-104F (0-40C)



SHERPA₁₀₀

POWER PACK

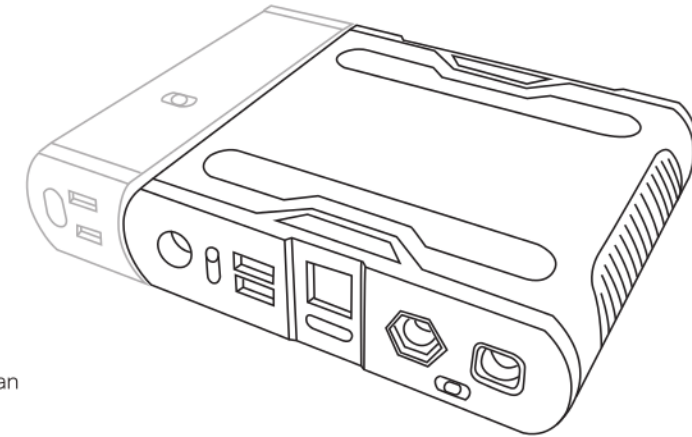
User Guide

goalzero.com/support.html

- Register your product
- Download user manual

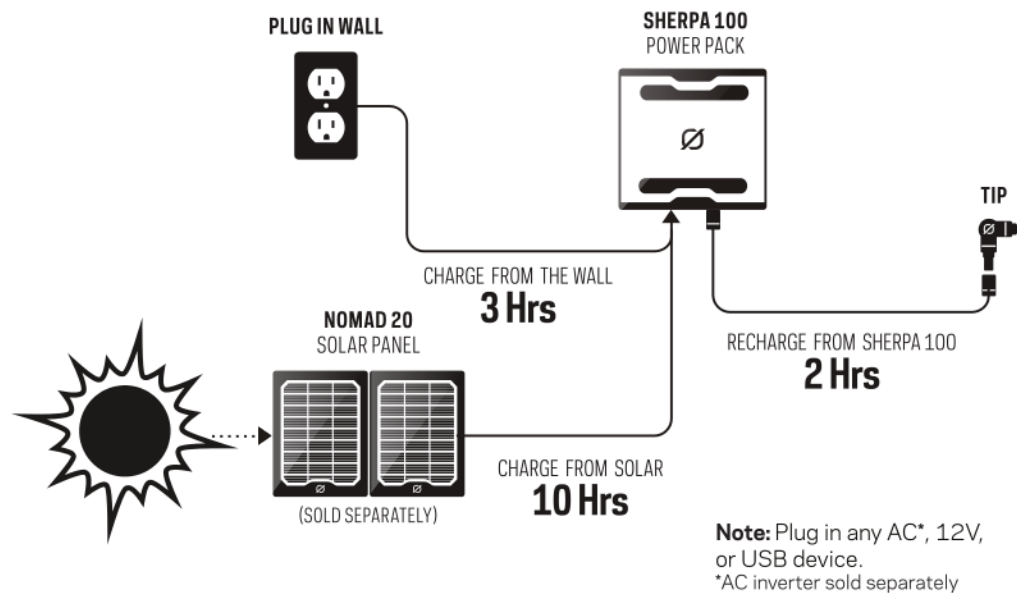
Contact Us:
Toll Free: 888-794-6250
675 West 14600 South
Bluffdale, UT 84065
www.GOALZERO.com

We proudly support Tifie Humanitarian
www.tifie.org



Know Your Gear

How It Works:



Compatible with:*

Tip number can be found on the corner

PRODUCT	TIP	PRODUCT	TIP
Asus®	5.5	Lenovo™	5.5, 8
Dell™	7.4	Panasonic®	5.5
HP®	7.4	Sony®	6
IBM®	5.5, 8	Toshiba®	5.5

Note: For Apple® Laptop use optional AC inverter.

Frequently Asked Questions

Q: How do I know if it is turned on?
A: Push the power button below the LCD battery monitor and it will light up.

Q: How do I know if I have a full charge?
A: The LCD battery monitor displays charge level in 20% increments. If all areas are shaded and the top segment says "FULL", then it is charged up and ready to go.

Q: Is it waterproof?
A: No. Although the Sherpa 100 is durable, you will want to protect it from elements. Make sure the ports are dry before using the device.

Q: Can I take the recharger on an airplane?
A: Yes, the Sherpa 100 meets all requirements for carry-on and is perfect for keeping your devices charged on long flights. Please check with airline for current regulation.

Q: How long can the Sherpa 100 hold its charge?
A: It can hold its charge for several months. However, to keep the battery healthy and ready to go, we recommend that you leave your Sherpa 100 plugged in between uses. If this is not possible, charge it every 3-4 months.

Q: What type of battery technology is it?
A: Lithium-ion NMC. It has these advantages: stores more energy; smaller and lighter watt for watt; and retains its charge even after months of storage.

Q: Can I chain multiple Sherpas together?
A: Yes. You can chain two Sherpas together through the sidecar port. Contact goalzero.com for the chaining cord.

Q: Why did it turn off automatically?
A: The Sherpa 100 has a built-in feature that turns the unit off after a period of inactivity. This saves power. To override this mode and keep it in "always on" mode, simply hold down the power button for about 10 seconds. A small "ON" icon will appear in the upper left side of the LCD battery monitor if you are in "always on" mode. In this case, it will only turn off if it runs out of power or you turn it off.

Note for Extreme Users:
Long Term Storage: For long-term storage (up to a year), charge the Sherpa 100 to 50% full, then remove the fuse, and store in a cool place.